

# 5 DIGITAL MICRO-PROCESS METER with 1 ALARM

## DC5A-A

### FEATURES

- Accuracy:  $\pm 0.1\%$  F.S.  $\pm 1$  digit (DC / Potentiometer / Resistor / PT-100 / Load Cell)  
 $\pm 0.2\%$  F.S.  $\pm 1$  digit (AC)
- Measuring AC, DC Voltage / AC, DC Current / Potentiometer / Resistor / PT-100 / Load Cell)
- High brightness 0.56" LED display range: -19999~99999; decimal point selectable
- Reset and 1 alarm setting (Hi or Lo) programmable
- High stability, non-flammable case (PC), high safety
- CE approval



### ORDER INFORMATION : DC5A-A - [Code 1] [Code 2] - [Code 3]

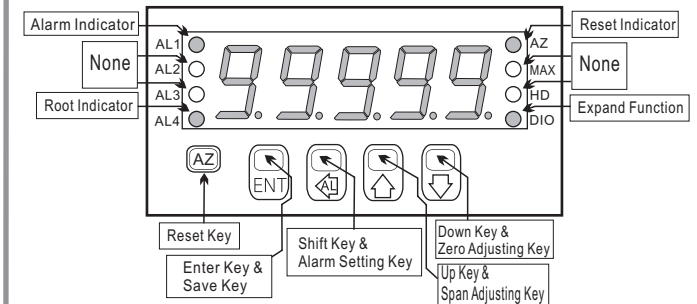
Code 1	Input Type	Code 2	Voltage	Code 2	Current	Code 2	Potentiometer	Code 2	Resistor	Code 2	RTD (PT-100)	Code 2	Load Cell	Code 3	Aux. Power
D	DC	V1	0~50mV	A1	0~20uA	P1	500 $\Omega$ ~10K $\Omega$	I1	0~10 $\Omega$	T1	-50~50 $^{\circ}$ C	L1	1mV/V EX.5V	A	AC 110/220V
A	AC AVG	V2	0~5V	A2	0~200uA	P2	10K $\Omega$ ~100K $\Omega$	I2	0~100 $\Omega$	T2	-100~100 $^{\circ}$ C	L2	2mV/V EX.5V		
M	AC TRMS	V3	1~5V	A3	0~2mA	P3	100K $\Omega$ ~1M $\Omega$	I3	0~1K $\Omega$	T3	-200~200 $^{\circ}$ C	L3	3mV/V EX.5V		
P	3 Wire Potentiometer	V4	0~10V	A4	0~20mA	PO	Option	I4	0~10K $\Omega$	T4	0~600 $^{\circ}$ C	L4	1mV/V EX.10V		
I	2 Wire Resistor	V5	0~36V	A5	0~200mA			I5	0~100K $\Omega$	TO	Option	L5	2mV/V EX.10V		
T	RTD (PT-100)	V6	0~300V	A6	4~20mA			IO	Option			L6	3mV/V EX.10V		
L	Load Cell	V7	0~600V	A7	0~2A							LO	Option		
2	2, 3 Wire Sensor	VO	Option	A8	0~5A										
4	4 Wire Sensor			A9	0~10A										
				AO	Option										

- \*\*1: 2 wire type offers excitation power DC24V for 2 wire (Loop Power) pressure, temperature, humidity sensors using.  
 2: 3.4 wire type offers excitation power DC24V for 3, 4 wire (Loop Power) pressure, temperature, humidity sensors using.  
 3: Load Cell type of excitation power DC5V can have 2 load cell in parallel; DC10V only can offer 1 load cell to use.

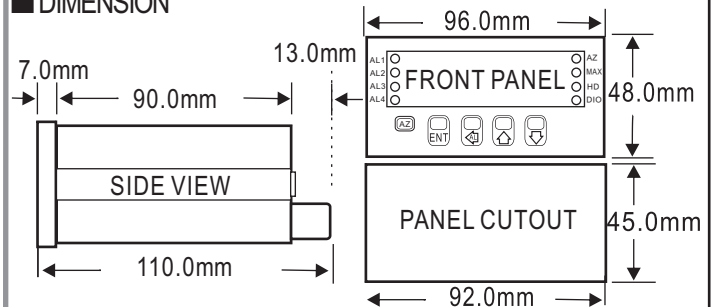
### SPECIFICATION

- ◆ Accuracy:  $\pm 0.1\%$  F.S.  $\pm 1$  digit (DC / PT-100)  
 $\pm 0.2\%$  F.S.  $\pm 1$  digit (AC)
- ◆ Display Screen: High brightness red LED; 14.22mm(0.56")
- ◆ Sampling Cycle: 16 cycles / sec
- ◆ Display Rang: -19999~99999
- ◆ Zero Adjustment: -19999~99999
- ◆ Over Range Indication: doFL / ioFL or -doFL / -ioFL
- ◆ Polarity Indication: Automatic with "-" indication
- ◆ Parameters Setting: Push buttons
- ◆ Back Up Memory: EEPROM
- ◆ Alarm Action: " $\geq$  (Hi) on" or "< (Lo) on"
- ◆ Alarm Hysteresis Range: 0~9999
- ◆ Alarm Run Delay Time: 0~99 sec
- ◆ Relay Contact: AC 277V / 7A; DC 30V / 7A
- ◆ Temperature Coefficient: 100ppm /  $^{\circ}$ C (0~60 $^{\circ}$ C)
- ◆ Operating Temperature: 0~60 $^{\circ}$ C
- ◆ Operating Humidity: 20~90% RH (non-condensing)
- ◆ Storage Temperature: -10~70 $^{\circ}$ C
- ◆ Storage Humidity: 20~90% RH (non-condensing)
- ◆ Power Supply: AC 110/220V  $\pm 10\%$
- ◆ Power Consumption: 4.5VA
- ◆ Surge Test: 2KVac / 1min (Input / Power)
- ◆ Input Impedence: Voltage:  $> 2V$  for 20K $\Omega$  / V;  $\leq 2V$  for  $> 200M\Omega$   
Current:  $\geq 0.2A$  at 100mV;  $< 0.2A$  at 1V
- ◆ Dimensions: 96(W)\*48(H)\*110(D) mm
- ◆ Weight: About 500 g

### FRONT PANEL & KEY FUNCTIONS

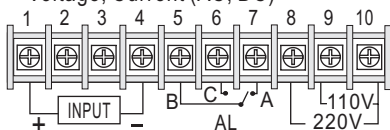


### DIMENSION

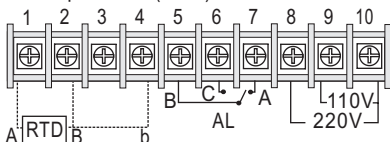


### WIRING CONNECTION

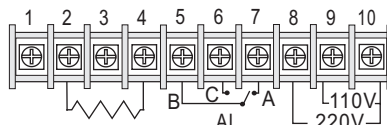
#### ● Voltage, Current (AC, DC)



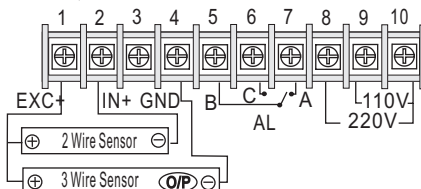
#### ● Temperature (RTD)



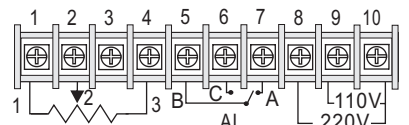
#### ● 2 Wire Resistor



#### ● 2,3 Wire Sensor



#### ● 3 Wire Potentiometer



#### ● 4 Wire Sensor or Load cell

